

Specification Sheet - Aquatic Area LED Fixture


Project Name:

Date:

Product/Type:

NAT24000

The NAT24000 is an excellent product for all types and sizes of aquatic areas. This fixture may be mounted from the ceiling or wall with our 360° mounting bracket.



Features & Specifications

Environment: Damp/Dry and chlorinated environment.

Ambient Temperature: -40 to 131°F (-40 to 55°C) ^{1,2}

LED Driver Access: Limited ¹²

Lenses: Clear or Frosted acrylic standard. Poly-carbonate option available upon request ^{1,2}

Warranty: 5 year

CCT: 5000K standard ³

Other CCT options available upon request ²

CRI: 80 CRI - Other options available upon request ⁴

Wire Guards: Optional factory installed wire guards for fixture protection. ^{1,2}

Housing: Powder-coated aluminum end caps, raceway, and bracketing. Assembled with stainless steel hardware to prevent corrosion in chlorine-rich environment.

PCB: Designed and manufactured in our St. Louis facility. Conformal coated to protect LEDs against humid and chlorinated environment.

Mounting: Fixture is cable ready (CRM) for suspension mounting or 1/2" conduit opening on 360° mounting bracket. Once mounted, angle adjustment is tool free with included bracket¹⁶

Wiring: Flying leads inside raceway standard with spring-lock connectors.



Cord & Plug: Optional ^{1,2,11}

Packaging: Fixtures individually boxed.

Power & Control

Power Input: 100-277VAC @50/60Hz standard.

Dimming: 0-10VDC Standard. Capable of dimming down to 10%.

System Power Factor: Greater than 0.9% (0.96-0.99 Typical)

Total Harmonic Distortion: < 20% (10% typical)

Surge Protection: Standard 6kV drivers.

Emergency Backup: 20 watt backup with LiFePO4 batteries offers at least 10% of fixture output for 90 minutes ^{1,2,6,7,9,13,14}


Listings and Certifications

UL Damp & Dry

CSA Safety Certification

Design Lights QPL Listed ¹⁷

RoHS Compliant



Specification Sheet - Aquatic Area LED Fixture

Project Name:

Date:

Product/Type:

Performance Tables

US Series: Highest efficacy and longest life. Up to 149°F (65°C)

Model	Lumens	Watts	Efficacy (lm/Wt)
NAT24000-4K-F	24550	169	145

TM-21 @ 25°C	TM-21 @ 55°C
274,000 Hours	201,000 Hours

Ambient	Year 1	Year 5	Year 10
25°C	99.71%	96.01%	90.89%
55°C	99.62%	94.98%	88.77%
65°C	99.11%	93.82%	86.44%

Ambient	25°C	35°C	45°C	55°C
Lumen Multiplier	1.00	0.99	0.98	0.98

Accessories

Replacement Lenses

Part Number	Description
EM0076	24" Long Frosted Acrylic Lens
EM0126	24" Long Clear Acrylic Lens
EM0086	24" Long Clear Polycarbonate Lens

Replacement LED Driver

Part Number	Description
GS0003	150W, 120-277 VAC LED Driver

Options

Part Number	Description
EMB	~90 minute 20-watt emergency backup
HK	Cable Mount Hanging Kit

Cord & Plug

	Cord Length (Black 18/3 AWG)		
	6'	10'	15'
None - Cord only	CN	10CN	15CN
300V, 10A 3-Prong Plug	P110-6	P110-10	P110-15
120V, 15A Straight Plug (5-15P)	C515	10C515	15C515
120V, 15A Twist Lock (LS-15P)	CL515	10CL515	15CL515
277V, 15A Twist Lock (L7-15P)	CL715	10CL715	15CL715
277V, 20A Twist Lock (L7-20P)	CL720	10CL720	15CL720
347V, 20A Twist Lock (L24-20P)	CL2420	10CL2420	15CL2420
480V, 20A Twist Lock (L8-20P)	CL820	10CL820	15CL820

Other cord and plug options available upon request

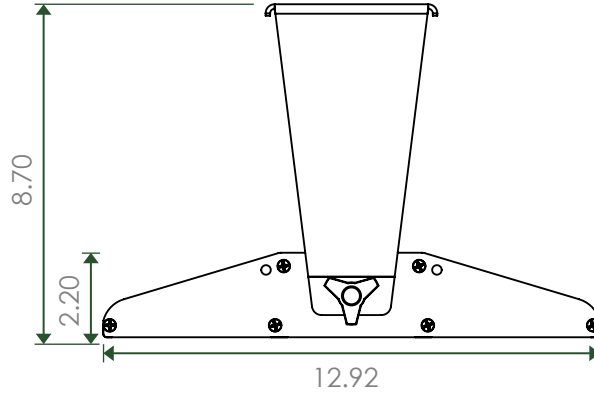
Project Name:

Date:

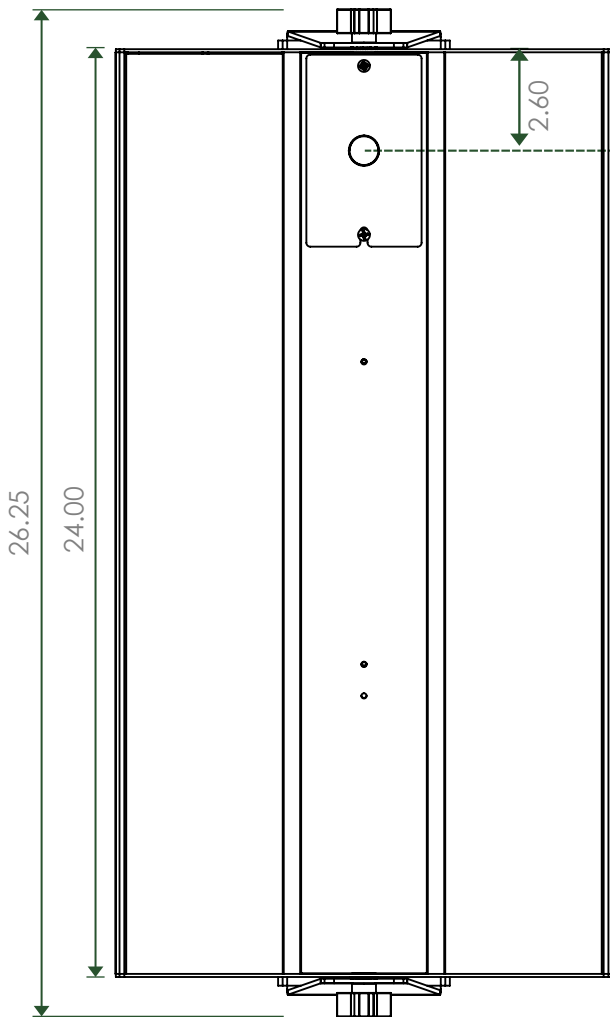
Product/Type:

Physical Dimensions

End View

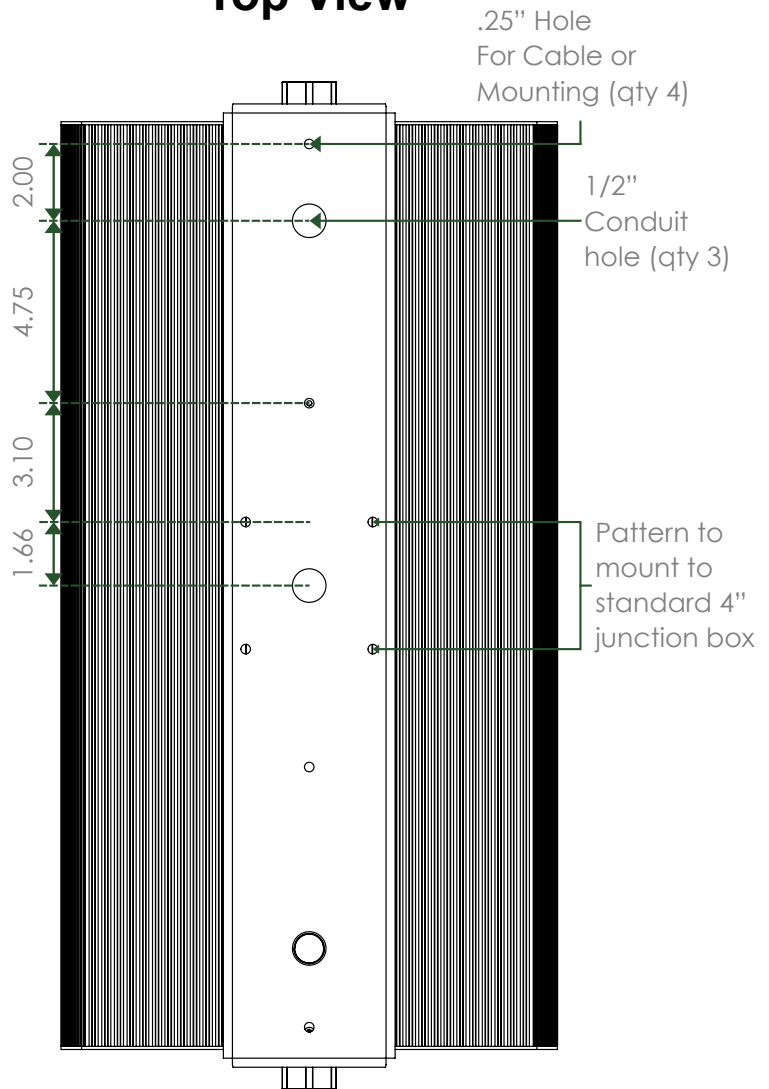


Bottom View



Top & Bottom Side
1/2" Conduit Knockout

Top View



Project Name:

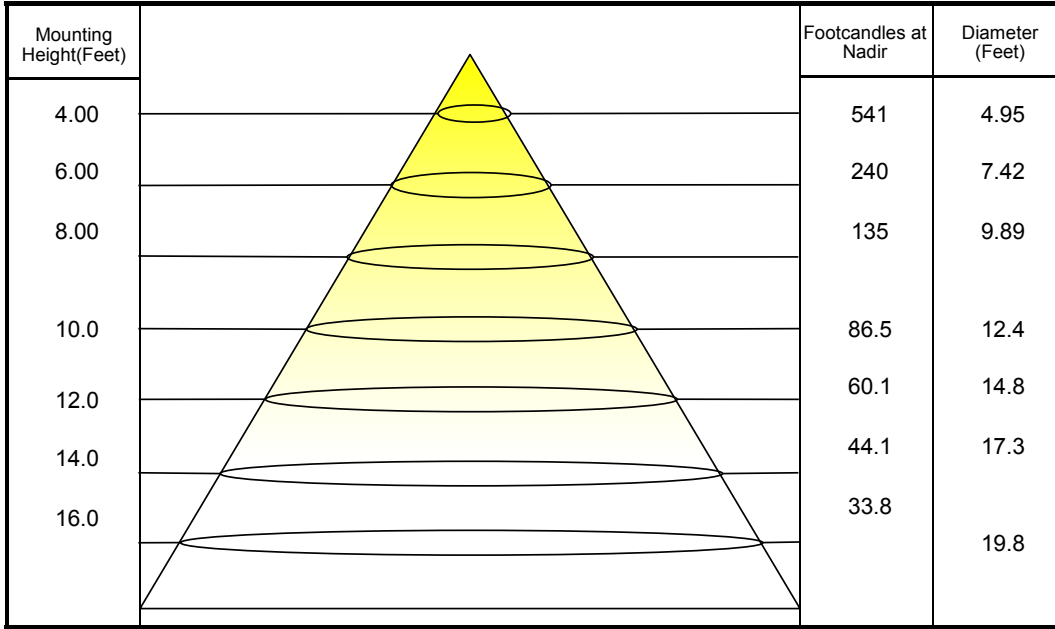
 Date:

 Product/Type:

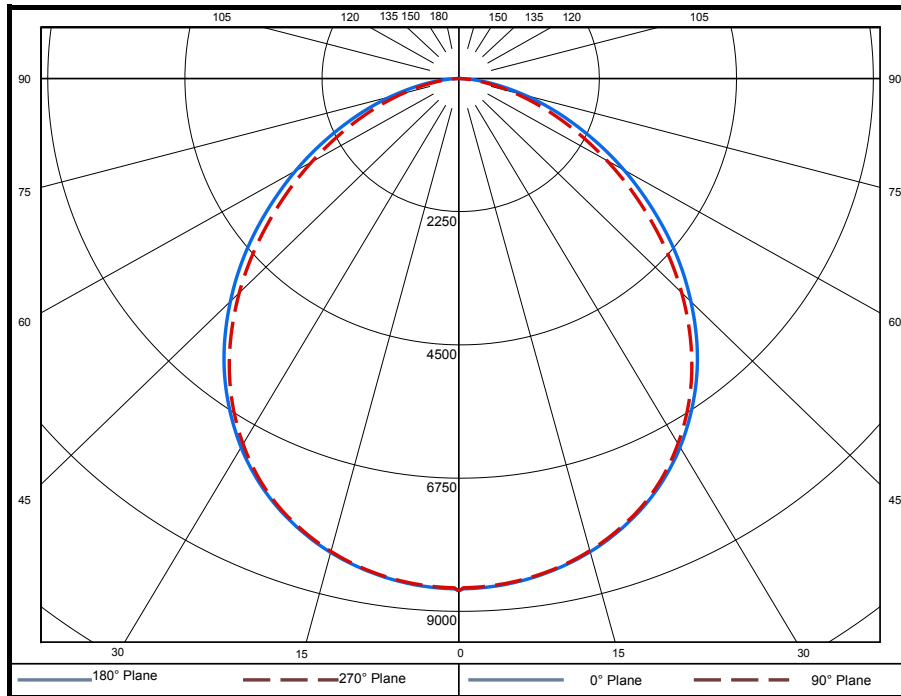
Candela Plots

These images depict the luminous intensity distribution characteristics of the 24000 model of the luminaire

Cone of Light Tabulation



Polar Plot




USI Technologies | Update Systems

St. Louis, MO USA

(314) 699-9640

sales@update-systems.com



Specification Sheet - Aquatic Area LED Fixture

Project Name:

Date:

Product/Type:

Footnotes:

1. Optional add-on. See price list for pricing.
2. Consult factory for lead-times.
3. Consult factory for other CCT options. Other options not DLC qualified & IES files not available.
4. Consult factory for other CRI options.
6. 20W power supply, 15-55 VDC, 380 mA output for 90 minutes LiFePO4 battery. LiFePO4 batteries charge faster and have a lifespan up to 10 times longer than traditional lead acid batteries. This is due to lower internal resistance.
7. 5-year warranty on Emergency Backup Batteries (EMB).
9. Emergency Backup Battery (EMB) comes with LED indication and test switch for self-diagnostic test.
10. LM80 test and reports are performed in accordance to IESNA standards.
11. All cords are 18/3 AWG, 600V, black. Consult factory for other options if needed.
12. Replacing power supply requires fixture to be taken down.
13. Weight changes when Emergency Backup Battery (EMB) is added.
14. EMB has ambient temperature range between 0°C to 55°C (32°F to 131°F).
16. Cable Hanging Kit, optional. Includes: Set of cable grips, hex screws, and 5-foot airplane cables.
17. NAT24000 is listed on the DLC QPL as US24000-5K-F. It is same fixture with extra protection for the chlorinated environment. Optic efficacy is not affected.

WARNING - INSTALLATION & SECONDARY RETENTION. Use of any USI Technologies products without proper installation and periodic inspections could cause severe injury or death. USI Technologies recommends that all installations should use secondary retention / netting where applicable. It is the exclusive responsibility of the contractor, installer and/or end-user to determine the suitability of the product for its intended application and ensure that the product is safely installed and in compliance with all applicable laws and regulations. To the extent permissible under applicable laws, USI Technologies disclaims all liability for personal injury and/or other damage resulting from any dislodging or other dislocation of its products.

USI Technologies | Update Systems
St. Louis, MO USA
(314) 699-9640
sales@update-systems.com